



21.6.2021

Children's Newsletter

It's looking very grey & rainy outside my window this morning which is a shame after the beautiful sunshine at the weekend. I found out that this week is National Picnic Week and I really love eating outside so hopefully the weather will brighten up and we will be able to enjoy a picnic outside with friends and family. On Sunday 11th July we are also having our Big Family picnic at 4pm, at both Holy Trinity, Stockton on the Forest and St Nicholas's in Dunnington. Please do come and join us for fun, laughter, games and activities for all the family. It would be great to see you there. Tomorrow is also national Rainforest Day and rainforests do amazing things for the earth. Did you know that 20% of the oxygen we breathe comes from rainforests? I hope you have another great week.

God Bless.

Lisa

Joke Book

What do you call a bear with no ears?

A 'B'!

What do you call a dinosaur with bad eyesight?

A Do-you-think-he-saw-us!

Prayer Corner

DEAR GOD

BLESS OUR SCHOOLS,

THANK YOU FOR ALL THE

TEACHERS WHO WORK SO HARD TO
HELP US LEARN,

THANK YOU FOR ALL OUR FRIENDS,
PROTECT ALL THOSE WHO COME TO
SCHOOL EVERYDAY,


AND HELP US TO BE KIND TO EACH
OTHER,
AMEN.

St Nicholas Church, Dunnington
Hope at the heart of the community




The Benefice of Rural East York & The Harton
Benefice are delighted to be jointly hosting a...

Harton Benefice

CHILDREN'S 'SUPERHERO' SUMMER CLUB!



Mon 9th August to Fri 13th August. 9.00am –1.00pm Stockton-on-Forest Village Hall
(Must book for a minimum of 2 days) Children aged 4 upwards.
Cost - £15 for 2 days, £20 for 3 days, £24 for 4 days, £30 for 5 days
(£5 per day for additional siblings). Contact Lisa Horton 07950700232
or Rachael Harrison 07847329015 for more details or a booking form.



Question of the week!

If you were a teacher and could teach your pupils anything at all, what would you teach them?



Jesus calmed the storm craft

You will need:

Blue, green, red & yellow paper

2 Lollipop sticks

Glue



1. Cut out a yellow paper triangle and a red paper semi-circle.
2. Glue (or tape) one lollipop stick to the bottom of the yellow triangle and the top of the semi-circle, leaving a gap in the middle of the shapes.
3. Glue the second lollipop stick to the bottom of the first one to create a handle.
4. Using a quarter of the sheet of blue paper cut out a wave shape and stick onto the sheet of green paper.
5. Cut another quarter of the blue paper into a wave shape and lay on top of the other wave, folding under the edges and securing with tape to form a pocket shape.
6. Now the little boat can slide up and through the pocket so that it can move freely on the waves.

Can you find all 16 differences?

Jesus Calmed the Storm Spot the Differences

Compare the picture on the left with the picture on right. Circle the 16 places that are different.



Copyright © 2014 SundaySchoolZone.com. All Rights Reserved.

Free to duplicate for church or home use. Visit <http://SundaySchoolZone.com>.