

12.7.2021 & 19.7.21

Children's Newsletter



I hope you are having a really good week and only one more week to go until the long Summer Holidays. From the 16th July to the 9th August the Big Butterfly Count takes place nationwide. Butterflies are not only a very beautiful part of God's creation but are also a very important part of the ecosystem as both pollinators and components of the food chain. Why not have a go and simply count butterflies for 15 minutes during bright (preferably sunny) weather during the Big Butterfly Count. You can add your data online if you want to at [iRecord Butterflies App](#). Happy counting. Have a lovely week.

God Bless.
Lisa


Joke Book

What do you call a flying Policeman?


A Helicopter!

What is a dentist's favourite animal?


A Molar Bear!





God Made the Animals Word Scramble



Unscramble each of the clue words. Take the letters that appear in the circle boxes and unscramble them to find the answer to the last phrase.

KYS	○ □ □	
RAWLC	□ ○ ○ □ □	
XISTH	○ □ □ □ □	
THERA	□ ○ □ □ □	
AMN	○ □ □	
SSLEBED	○ □ □ □ □ □ □	
THIFF	○ ○ □ □ □	
LIFWILDE	□ ○ □ □ □ □ □	

God Created the

,and


Copyright © 2014 SundaySchoolZone.com. All Rights Reserved. Free to duplicate for church or home use. Visit <http://SundaySchoolZone.com>.



Butterfly Paper Craft

You will need

- Coloured paper
- Scissors
- Glue
- Coloured thread or pipe cleaner



1. Cut out a set of upper wings and lower wings from the coloured paper.
2. Make accordion folds on both sets of wings, keeping them small and even.
3. Take the lower wing pattern (smaller ones) and apply a drop of glue to the middle part of the wing.
4. Take the upper wing pattern and attach it to the lower wing pattern where the glue is and squeeze both parts together.
5. Cut a small piece of thread or pipe cleaner and tie it around the middle part of the wings. Keep enough thread or pipe cleaner at both open ends for the antenna and then cut off extra if required.
6. Spread the folds of the butterfly wings carefully.
7. Why not make a collection of butterflies in different colours and hang them up.

Question of the week!

Can you touch a rainbow?

Prayer Corner

Thank you God for butterflies,
For colours pure and bright,
Thank you God for Jesus too,
His Glory, Grace and Light.

Amen





BIG BUTTERFLY COUNT
16 JULY - 8 AUGUST 2021

Spend 15 minutes in a sunny spot. Use this chart to note how many of each species you see. Then submit your sightings at www.bigbutterflycount.org or download our free app

Don't forget to join us online with #ButterflyCount



DFN Charitable Foundation



Large White



Small White




Green Veined White



Brimstone



Marbled White



Small Copper



Speckled Wood



Meadow Brown



Ringlet



Gatekeeper



Comma



Painted Lady



Peacock



Red Admiral



Small Tortoiseshell



Common Blue



Holly Blue



Silver Y



Six-spot Burnet



Jersey Tiger

Images not to scale

Males and females of some species vary, and are not all illustrated on this chart. Please refer to the Big Butterfly Count app or website for more information on how to identify butterflies and moths correctly.